

# AprilAire®

## Dehumidifier

### FEATURES

- Built-in automatic digital control with display. Can be set up for dehumidification and ventilation or zoning.
- Top or front mounting control options
- ½" EPS cabinet insulation
- Top or end air discharge orientation
- Washable MERV 8 filter (part number 5881) and 10" diameter inlet/outlet duct collars
- Backdraft damper at outlet
- R32 refrigerant
- Corrosion-resistant aluminum coils
- 8' power cord (plug type - E080 only; E080H is a hardwired unit and doesn't ship with a powercord)
- Field-configurable hardwire option is available
- 10°F-30°F discharge air temperature rise
- ¾" MNPT Threaded drain connection with adapters for threaded connection or plastic hose included
- 5-year warranty

### SPECIFICATIONS

<b>Capacity</b>	@ 80°F/60%RH @ 73°F/60% RH	80 ppd 65 ppd
<b>Energy Factor kW-h</b>	@ 80°F/60% RH @ 73°F/60% RH	2.8 L/kW-h 2.35 L/kW-h
<b>Airflow @ varying E.S.P.</b> (external static pressure - dry coil)	0.0" w.c. 0.2" w.c. 0.4" w.c.	185 CFM 135 CFM 85 CFM
<b>Voltage, phase, frequency</b>	120 VAC, 1 phase, 60 Hz	
<b>Current draw<sup>(2)</sup></b>	4.8 Amps	
<b>Noise</b>	45 dBA ducted	
<b>Dimensions (cabinet only)<sup>(3)</sup></b>	Width: 14", Height: 15", Length: 26"	
<b>Unit Weight Shipping Weight</b>	63 lbs. 81 lbs.	
<b>Inlet air operating conditions during</b>	Dehumidification:	50°F-104°F, 40°F dew point min.
	Ventilation:	40°F-140°F, 0%-99% RH (non-condensing)

<sup>(2)</sup>Rated capacity, energy factor and current draw measured at 80°F/60% RH inlet air at 0.0 ESP.  
<sup>(3)</sup>Height does not include adjustable feet. The width excludes the filter doors and length excludes the duct collars.

### SPECIFICATION

## Model E080

### Dehumidifier



**MODELS:**  
**E080:** Includes 8 ft. power cord  
**E080H:** Terminal connection for hardwiring



### PRINCIPLE OF OPERATION

The Aprilaire E080 Dehumidifiers are designed to dehumidify the air coming into the unit by passing the incoming air over an evaporator coil to drop the air temperature below the dew point of the air. Moisture is removed from the air and drained out of the unit to a common floor or waste drain. The air is then reheated in the condenser coil and exits the unit.

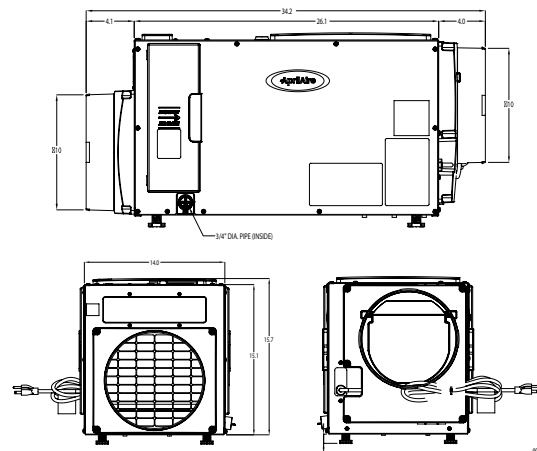
Dehumidification occurs until the set point is reached, then shuts off until periodic sampling determines a need for operation.

### APPLICATION

The E080 Dehumidifiers are perfect for a wide range of applications, including whole-home dehumidification and control of moisture in basements and crawl spaces.

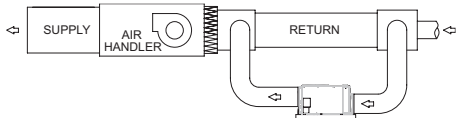
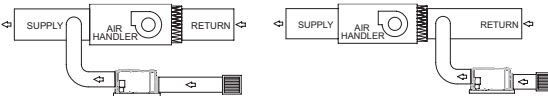
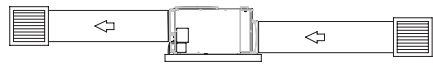

### CIRCULATION

The E080 can also be programmed to circulate the air within a crawl space. This evens out relative humidity levels and temperature in the space, eliminating variations in the environment.



# INSTALLATION OPTIONS FOR THE APRILAIRE E080 DEHUMIDIFIERS

Shown in horizontal applications, can be installed in vertical applications as well.

<p><b>Main Return to Main Return – RECOMMENDED</b></p> <ul style="list-style-type: none"> <li>• This application can be used when a supply duct is not available.</li> <li>• Air is pulled from the return duct, dehumidified, and returned to the return duct.</li> <li>• Assures that the dehumidified air is mixed with rest of the air in the duct before it re-enters the house.</li> <li>• This application is for whole-home dehumidification.</li> </ul>	
<p><b>Dedicated Return to Main Supply or Dedicated Return to A/C Return</b></p> <ul style="list-style-type: none"> <li>• This application can be used when a return or supply duct is not available.</li> <li>• Air is pulled through a dedicated return grille, dehumidified, and returned to the supply plenum or return.</li> <li>• This application is for whole-home dehumidification.</li> </ul>	
<p><b>Inlet and Outlet ducted to dedicated grilles</b></p> <ul style="list-style-type: none"> <li>• For homes without duct work. Use of the Model 5546 Living Space Duct Kit recommended.</li> <li>• Dries a specific area that has a moisture issue (basements, crawl spaces, sealed attics, etc.).</li> <li>• Dehumidifier can be located in a closet, mechanical room or unfinished area and ducted into a finished room.</li> </ul>	
<p><b>Main Return to Main Supply</b></p> <ul style="list-style-type: none"> <li>• Air is pulled from the return duct, dehumidified, and returned to the supply plenum.</li> <li>• This application is for whole-home dehumidification.</li> </ul>	

## OPTIONAL ACCESSORIES



**Model 4856  
Condensate Pump**

- 22 ft. lift
- Low profile
- 120 V



**Model 5958  
Condensate Pump Bracket**

- Intuitive rail system
- No additional screws
- Threaded drain elbow



**Model 5822  
Hanging Kit**

- Simple pulley system installation
- Weight: 2.3 lbs.
- Supports 200 lbs.



**Model 5546  
Living Space Duct Kit**

See dedicated grilles installation example to the left.

## OPTIONAL WALL-MOUNT CONTROLS



**Model S86WMUPR**

- Color Graphical Display
- Real Language Setup
- Capacitive Touch Interface
- Programmable & Non-Programmable
- Dual Fuel Capable
- Air filter and HVAC Service Reminders
- High & Low Balance Point with Outdoor Temperature Sensor
- Geofencing Capabilities



**Model 76**

**Wall Mount Dehumidifier Control**

- On, Off buttons
- Wall-mounted living space control
- Displays RH and controls to an RH value
- Remote control for crawl space applications and sealed attics



**Model 8920W  
with IAQ Control**

- Universal 3H/3C or 4H/2C HP
- Event-Based™ Air Cleaning
- Humidity and Ventilation
- 2-Part 3-Wire design
- Full-color touch screen
- Wi-Fi

## MODEL 76 SPECIFICATIONS

Electrical	External	Remote
Input voltage and current	Voltage: 24 VAC +/-20% Current: 25mA (nominal), 50mA (max.) at 24 VAC	Voltage: 35VDC (supplied by dehumidifier control board)
Output	Dry contact, normally open	Communication (RS485)
Control	External	Remote
Control range	40% 80% RH	1 (less dry)–7 (more dry) 65°F–40°F dew point
Accuracy	+/-5% RH	See dehumidifier specifications
Differential	3% RH	
Low limit	40°F dew point	50°F dry bulb, 40°F dew point min.
High limit	99°F dry bulb	105°F dry bulb